

PROJECT	
TYPE	
SPECIFIER	
QUANTITY	
DATE	

AURORA XS FOOD SUSPENSION

A1010044 -

base number Finish Options Beam Angle

- To build a product code in our configurator select the specify button on the base model # product page
- To build a manual product code on this datasheet choose from the options listed below in blue font and add the suffix to the base model #

GENERAL

Series: Aurora Food
 Subseries: Aurora XS Food
 Partner: Side
 Division: Architectural
 Installation: Suspension
 Product Type: Pendant
 Mounting Location: Ceiling
 Light Distribution: Direct

PHYSICAL

Shape: Dome
 Diameter (mm): 316
 Diameter (in): 12 1/2
 Height (mm): 270
 Height (in): 10 5/8
 Max. Overall Height (mm): 2270
 Max. Overall Height (in): 89 3/8
 Weight (kg): 3.1
 Weight (lbs): 6.8
 Fixture Finish: [RWH](#) / [BLK](#) / [GRY](#)
 Fixture Material: Aluminum
 Cable Details: 2000mm / 78 3/4" Cable

ELECTRICAL

Lamp Type: LED
 Input Wattage (W): 41
 Dimming: Non-Dimmable
 Driver Included: Yes
 Driver Location: Integrated
 Driver Type: Constant Current - Universal
 Driver Class: Class 2
 Input Voltage (V): 120
 Constant Current (MA): 1050mA

LED

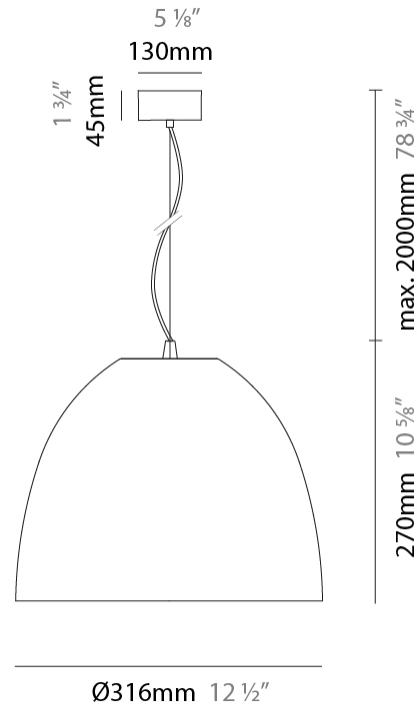
Max. Delivered Lumen (lm): 2592
 CRI: >90 CRI
 Lamp Life (hrs): 50000

OPTICAL

Beam Angle: [Symmetrical Diffusing 30,60](#)

RATINGS AND CERTIFICATIONS

Certified By: Certified for North American Standards
 IP rating: IP20



AURORA XS FOOD SUSPENSION

A1010044

PROJECT	_____
TYPE	_____
SPECIFIER	_____
QUANTITY	_____
DATE	_____



A

PROJECT	_____
TYPE	_____
SPECIFIER	_____
QUANTITY	_____
DATE	_____

AURORA XS FOOD SUSPENSION

A1010045

base number Finish Options Beam Angle

- To build a product code in our configurator select the specify button on the base model # product page
- To build a manual product code on this datasheet choose from the options listed below in blue font and add the suffix to the base model #

GENERAL

Series: Aurora Food
 Subseries: Aurora XS Food
 Partner: Side
 Division: Architectural
 Installation: Suspension
 Product Type: Pendant
 Mounting Location: Ceiling
 Light Distribution: Direct

PHYSICAL

Shape: Dome
 Diameter (mm): 316
 Diameter (in): 12 1/2
 Height (mm): 270
 Height (in): 10 5/8
 Max. Overall Height (mm): 2270
 Max. Overall Height (in): 89 3/8
 Weight (kg): 3.1
 Weight (lbs): 6.8
 Fixture Finish: [RWH / BLK / GRY](#)
 Fixture Material: Aluminum
 Cable Details: 2000mm / 78 3/4" Cable

ELECTRICAL

Lamp Type: LED
 Input Wattage (W): 41
 Dimming: Non-Dimmable
 Driver Included: Yes
 Driver Location: Integrated
 Driver Type: Constant Current - Universal
 Driver Class: Class 2
 Input Voltage (V): 120
 Constant Current (MA): 1050mA

LED

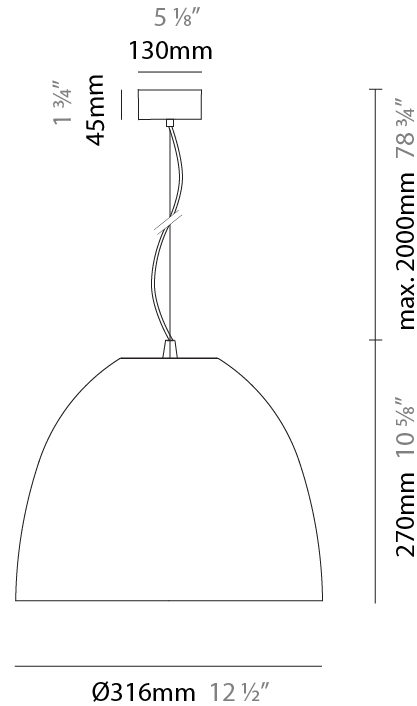
Max. Delivered Lumen (lm): 2465
 CRI: >90 CRI
 Lamp Life (hrs): 50000

OPTICAL

Beam Angle: [Symmetrical Diffusing 30,60](#)

RATINGS AND CERTIFICATIONS

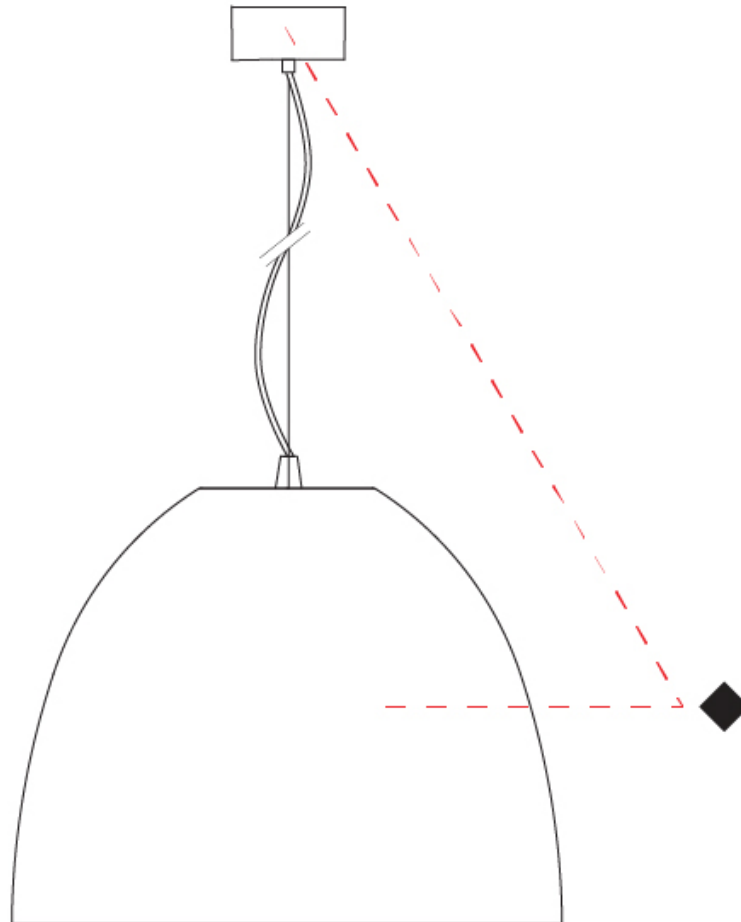
Certified By: Certified for North American Standards
 IP rating: IP20



AURORA XS FOOD SUSPENSION

A1010045

PROJECT	_____
TYPE	_____
SPECIFIER	_____
QUANTITY	_____
DATE	_____



A

PROJECT	
TYPE	
SPECIFIER	
QUANTITY	
DATE	

AURORA XS FOOD SUSPENSION

A1010046

base number Finish
Options

- To build a product code in our configurator select the specify button on the base model # product page
- To build a manual product code on this datasheet choose from the options listed below in blue font and add the suffix to the base model #

GENERAL

Series: Aurora Food
 Subseries: Aurora XS Food
 Partner: Side
 Division: Architectural
 Installation: Suspension
 Product Type: Pendant
 Mounting Location: Ceiling
 Light Distribution: Direct

PHYSICAL

Shape: Dome
 Diameter (mm): 316
 Diameter (in): 12 ½
 Height (mm): 270
 Height (in): 10 ⅝
 Max. Overall Height (mm): 2270
 Max. Overall Height (in): 89 ⅜
 Weight (kg): 3.1
 Weight (lbs): 6.8
 Fixture Finish: [RWH](#) / [BLK](#) / [GRY](#)
 Fixture Material: Aluminum
 Cable Details: 2000mm / 78 ¾" Cable

ELECTRICAL

Lamp Type: LED
 Input Wattage (W): 41
 Dimming: Non-Dimmable
 Driver Included: Yes
 Driver Location: Integrated
 Driver Type: Constant Current - Universal
 Driver Class: Class 2
 Input Voltage (V): 120
 Constant Current (MA): 1050mA

LED

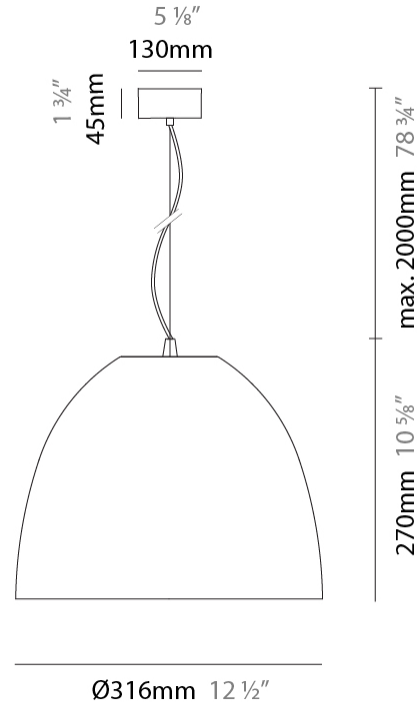
Color Temperature (°K): 4000
 Max. Delivered Lumen (lm): 4484
 CRI: >90 CRI
 Lamp Life (hrs): 50000

OPTICAL

Beam Angle: Symmetrical Diffusing 30,60

RATINGS AND CERTIFICATIONS

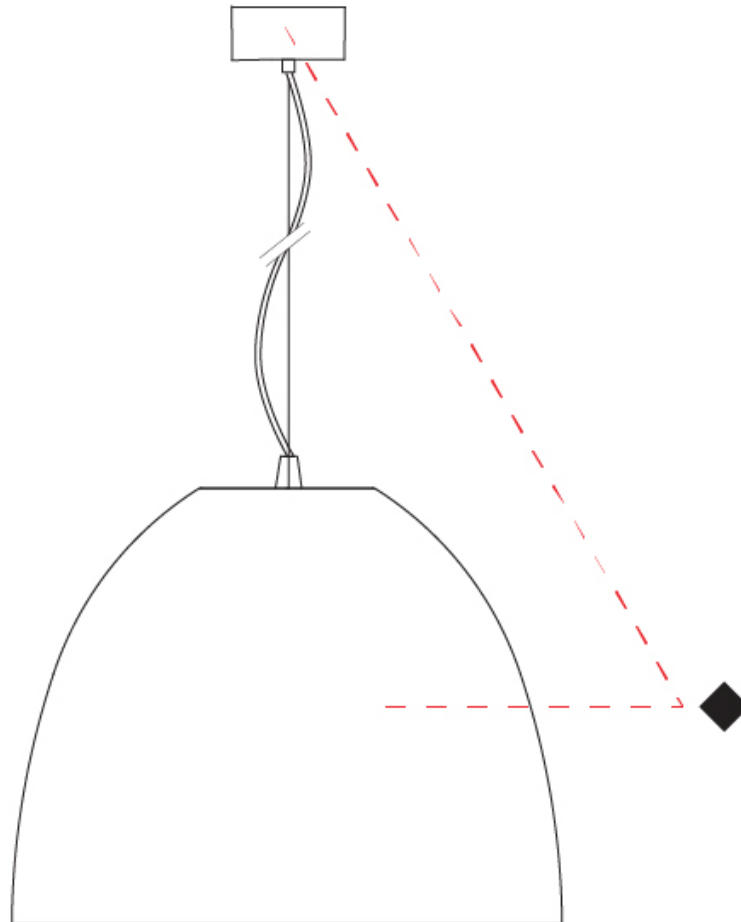
Certified By: Certified for North American Standards
 IP rating: IP20



AURORA XS FOOD SUSPENSION

A1010046

PROJECT
TYPE
SPECIFIER
QUANTITY
DATE



A

PROJECT
TYPE
SPECIFIER
QUANTITY
DATE

AURORA XS FOOD SUSPENSION

A1010047 -

base number Finish Options Beam Angle

- To build a product code in our configurator select the specify button on the base model # product page
- To build a manual product code on this datasheet choose from the options listed below in blue font and add the suffix to the base model #

GENERAL

Series: Aurora Food
 Subseries: Aurora XS Food
 Partner: Side
 Division: Architectural
 Installation: Suspension
 Product Type: Pendant
 Mounting Location: Ceiling
 Light Distribution: Direct

PHYSICAL

Shape: Dome
 Diameter (mm): 316
 Diameter (in): 12 ½"
 Height (mm): 270
 Height (in): 10 ⅝"
 Max. Overall Height (mm): 2270
 Max. Overall Height (in): 89 ¾"
 Weight (kg): 3.1
 Weight (lbs): 6.8
 Fixture Finish: [RWH / BLK / GRY](#)
 Fixture Material: Aluminum
 Cable Details: 2000mm / 78 ¾" Cable

ELECTRICAL

Lamp Type: LED
 Input Wattage (W): 41
 Dimming: Non-Dimmable
 Driver Included: Yes
 Driver Location: Integrated
 Driver Type: Constant Current - Universal
 Driver Class: Class 2
 Input Voltage (V): 120
 Constant Current (MA): 1050mA

LED

Color Temperature (°K): 3000
 Max. Delivered Lumen (lm): 4181
 CRI: >90 CRI
 Lamp Life (hrs): 50000

OPTICAL

Beam Angle: [Symmetrical Diffusing 30,60](#)

RATINGS AND CERTIFICATIONS

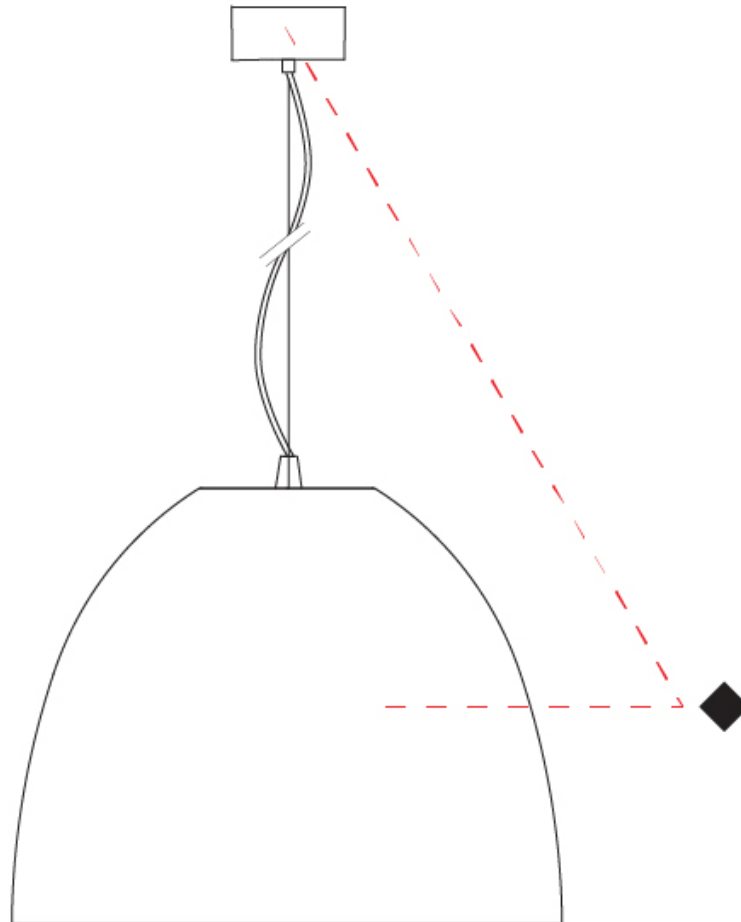
Certified By: Certified for North American Standards
 IP rating: IP20



AURORA XS FOOD SUSPENSION

A1010047

PROJECT
TYPE
SPECIFIER
QUANTITY
DATE



A

AURORA XS FOOD SUSPENSION

A1010048

base number Finish Options Beam Angle

- To build a product code in our configurator select the specify button on the base model # product page
- To build a manual product code on this datasheet choose from the options listed below in blue font and add the suffix to the base model #

GENERAL

Series: Aurora Food
 Subseries: Aurora XS Food
 Partner: Side
 Division: Architectural
 Installation: Suspension
 Product Type: Pendant
 Mounting Location: Ceiling
 Light Distribution: Direct

PHYSICAL

Shape: Dome
 Diameter (mm): 316
 Diameter (in): 12 ½
 Height (mm): 270
 Height (in): 10 ⅝
 Max. Overall Height (mm): 2270
 Max. Overall Height (in): 89 ¾
 Weight (kg): 3.1
 Weight (lbs): 6.8
 Diffuser: Symmetrical Diffusing
 Fixture Finish: [RWH](#) / [BLK](#) / [GRY](#)
 Fixture Material: Aluminum
 Cable Details: 2000mm / 78 ¾" Cable

ELECTRICAL

Lamp Type: LED
 Input Wattage (W): 41
 Dimming: Non-Dimmable
 Driver Included: Yes
 Driver Location: Integrated
 Driver Type: Constant Current - Universal
 Driver Class: Class 2
 Input Voltage (V): 120
 Constant Current (MA): 1050

LED

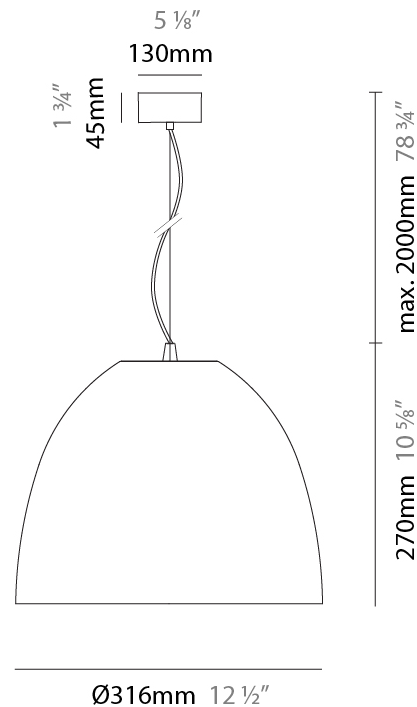
Color Temperature (°K): 2700
 Max. Delivered Lumen (lm): 3806
 CRI: >90 CRI
 Lamp Life (hrs): 50000

OPTICAL

Beam Angle: [30](#) / [60](#)

RATINGS AND CERTIFICATIONS

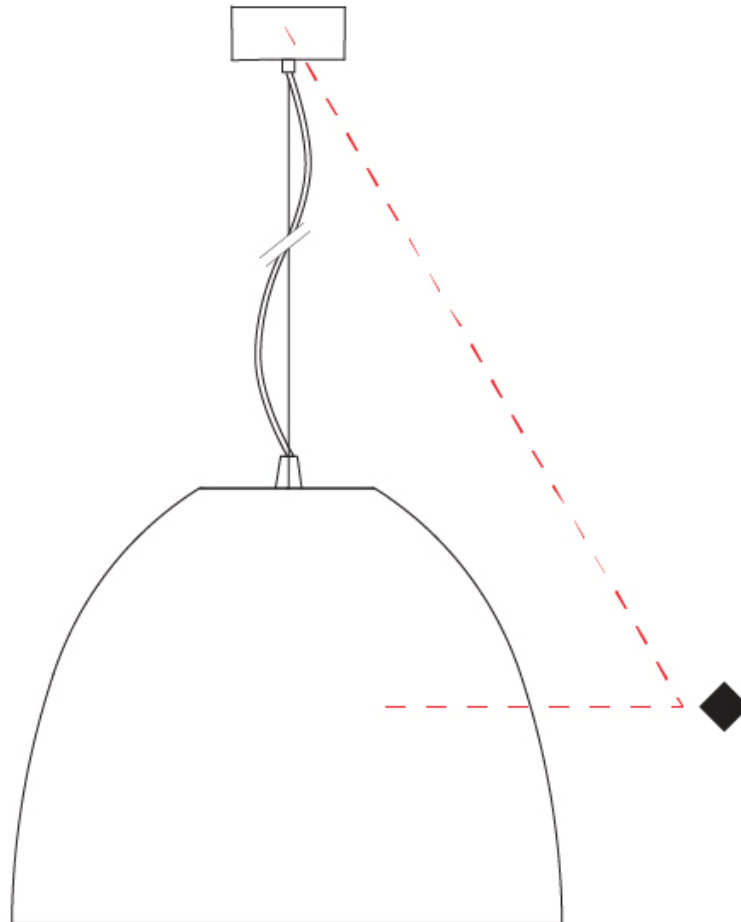
Certified By: Certified for North American Standards
 IP rating: IP20



AURORA XS FOOD SUSPENSION

A1010048

PROJECT
TYPE
SPECIFIER
QUANTITY
DATE



A

PROJECT
TYPE
SPECIFIER
QUANTITY
DATE

AURORA XS FOOD SUSPENSION

A1010049

base number Finish Options Beam Angle

- To build a product code in our configurator select the specify button on the base model # product page
- To build a manual product code on this datasheet choose from the options listed below in blue font and add the suffix to the base model #

GENERAL

Series: Aurora Food
 Subseries: Aurora XS Food
 Partner: Side
 Division: Architectural
 Installation: Suspension
 Product Type: Pendant
 Mounting Location: Ceiling
 Light Distribution: Direct

PHYSICAL

Shape: Dome
 Diameter (mm): 316
 Diameter (in): 12 1/2
 Height (mm): 270
 Height (in): 10 5/8
 Max. Overall Height (mm): 2270
 Max. Overall Height (in): 89 3/8
 Weight (kg): 3.1
 Weight (lbs): 6.8
 Diffuser: Symmetrical Diffusing
 Fixture Finish: [RWH](#) / [BLK](#) / [GRY](#)
 Fixture Material: Aluminum
 Cable Details: 2000mm / 78 3/4" Cable

ELECTRICAL

Lamp Type: LED
 Input Wattage (W): 41
 Dimming: Non-Dimmable
 Driver Included: Yes
 Driver Location: Integrated
 Driver Type: Constant Current - Universal
 Driver Class: Class 2
 Input Voltage (V): 120
 Constant Current (MA): 1050

LED

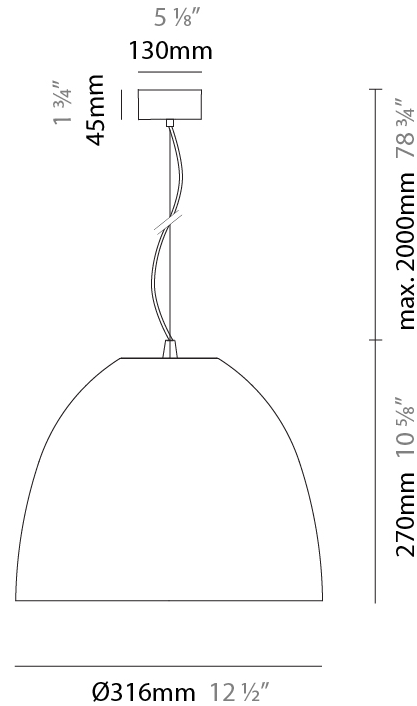
Color Temperature (°K): 2400
 Max. Delivered Lumen (lm): 2670
 CRI: >90 CRI
 Lamp Life (hrs): 50000

OPTICAL

Beam Angle: [30](#) / [60](#)

RATINGS AND CERTIFICATIONS

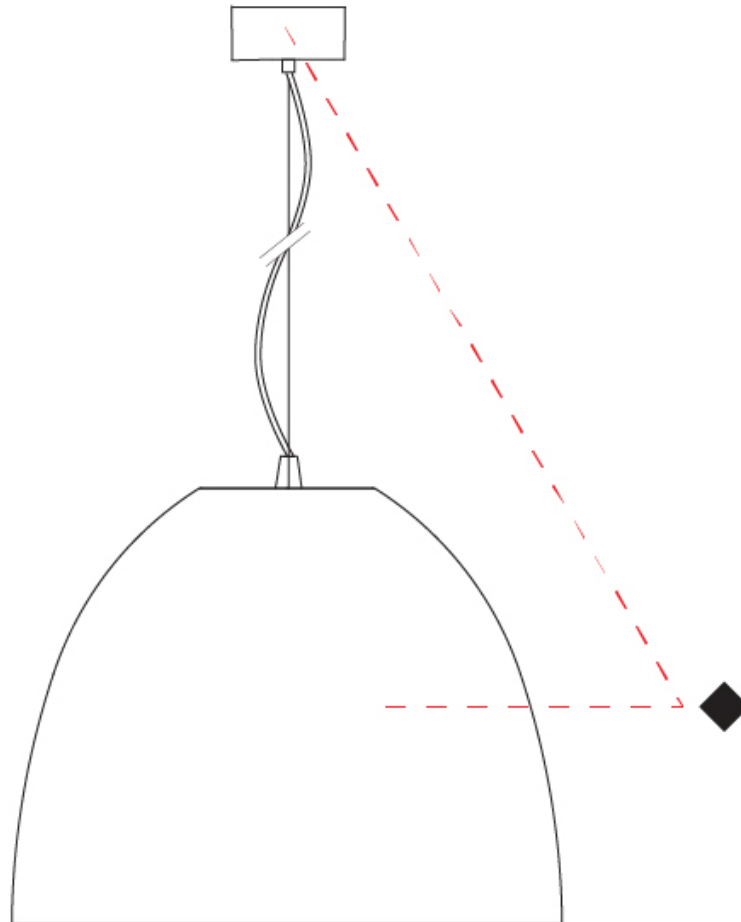
Certified By: Certified for North American Standards
 IP rating: IP20



AURORA XS FOOD SUSPENSION

A1010049

PROJECT
TYPE
SPECIFIER
QUANTITY
DATE



A

PROJECT _____

TYPE _____


SPECIFIER _____

QUANTITY _____

DATE _____

Fixture Finish

Black - BLK



Gray - GRY



Digital: Not all screens are calibrated the same, and therefore, colors will appear differently between screens.

Physical: When texture is involved, there will be variations in color, character and tone within a product series and between product families.



LEGEND

	floor-mounted		pivotal		special LED (upon request) RGB, RGBW, tunable, gold+, meat+, art+, fashion+
	wall and ceiling: recessed and surface mounted		rotating		warm dim / natural dimming LED
	ceiling-mounted and wall-mounted		illuminate tilted		rechargeable battery powered
	wall-mounted		color of suspension cable		fixture with natural vivid LED (upon request)
	omni-directional light distribution		length of suspension cable		color rendering index
	direct light distribution		reflector degree selection		color temperature
	direct/indirect light distribution		super spot		lumen (luminous flux)
	indirect light distribution		lens		efficacy (lumens per watt)
	asymmetric light distribution		lens pack		Unified Glare Rating (UGR) range from 5-40
	aura light distribution		shine ring		marine grade (AISI 316 stainless steel)
	round wall or ceiling cut-out		integrated shine ring with diffuser		walk on
	square wall or ceiling cut-out		free individual colors 01-29		drive on
	the supplied jig specifies the cutout dimensions		individual colors: 00 (free of charge), 01-25 (extra charge)		Dark Sky Compliance
	minimum distance (meters) lamp - object		luminaire part to be colored (F1)		Americans with Disabilities Act (less than 4" off the wall located between 27"-84" from floor)
	recessed depth		luminaire part to be colored (F2)		lamp protected against explosion
	ceiling thickness in mm		luminaire part to be colored (F3)		blown glass using traditional methods by master glass blower
	ceiling thickness selection		luminaire part to be colored (F4)		acoustic material
	dimnable DP (phase), DV (0-10V), DD (dali), DS (step-dim)		luminaire part to be colored (F5)		protection class I, protection insulation
	included or excluded LED driver/transformer/control gear		color of 3-circuit adaptor		protection class II, protection insulation
	separately switchable		indirect diffuser		ETL Certified to UL and CSA Standards
	sensor		direct diffuser		UL Certified to UL and CSA Standards
	remote control		ball-proof (upon request)		CSA Certified to UL and CSA Standards
	available upon request		accessory		Certified for North American Standards

IP RATING

	protected against ingress of solid bodies greater than 12.5mm (finger)
	protected against ingress of solid bodies greater than 2.5mm protected against sprays of water up to 60 degrees from the vertical (rain)
	protected against ingress of solid bodies greater than 1mm (wire) no protection against the ingress of moisture
	protected against ingress of solid bodies greater than 1mm (wire) protected against sprays of water up to 60 degrees from the vertical (rain)
	protected against ingress of solid bodies greater than 1mm (wire) protected against water splashed from all directions
	protected against limited ingress of dust (wet rooms/covered outdoor areas) protected against water splashed from all directions
	protected against ingress of dust protected against jets of water
	protected against ingress of dust protected against powerful jets of water or heavy seas
	protected against ingress of dust protected against immersion of water between 15cm - 1m for 30 minutes
	protected against ingress of dust protected against immersion of water under pressure for long periods

IK RATING

	protected against 0.14 joules impact (equivalent to 0.25kg mass dropped from 56mm above the surface)
	protected against 0.2 joules impact (equivalent to 0.25kg mass dropped from 80mm above the surface)
	protected against 0.35 joules impact (equivalent to 0.25kg mass dropped from 140mm above the surface)
	protected against 0.5 joules impact (equivalent to 0.25kg mass dropped from 200mm above the surface)
	protected against 0.7 joules impact (equivalent to 0.25kg mass dropped from 280mm above the surface)
	protected against 1 joules impact (equivalent to 0.25kg mass dropped from 400mm above the surface)
	protected against 2 joules impact (equivalent to 0.5kg mass dropped from 400mm above the surface)
	protected against 5 joules impact (equivalent to 1.7kg mass dropped from 300mm above the surface)
	protected against 10 joules impact (equivalent to 5.0kg mass dropped from 200mm above the surface)
	protected against 20 joules impact (equivalent to 5.0kg mass dropped from 400mm above the surface)